




Carefully cut off the blank top and side edges of the top page. Leave the bottom edge attached.




Cut off all blank edges of the bottom page of the poster.




Using a glue stick, apply glue to the blank edge of the top page.



Lining up the two sheets, attach the bottom page to the top page.



Press down on the glued tab and let it dry.



Hang up the finished poster on your wall. Check off the box next to each character you collect!