


"A table, a chair, a bowl of fruit and a violin:
what else does a man need to be happy?"
- Albert Einstein



A menu board for a juice bar. At the top, seven smoothie cups in various colors (teal, green, purple, red, purple, green, teal) are lined up. Below them are two baskets of fruit: one with red and green apples and oranges, and another with watermelons and a smiling watermelon character. The menu is divided into three sections: SMOOTHIES, JUICES, and WELLNESS SHOTS.

SMOOTHIES	JUICES	
Mango Passionfruit	Berry	Strawberry
Strawberry Banana	Watermelon	Mango
Watermelon Blast	Carrot	Grapefruit
Berry Blitz	Celery	Lemon
Orange-You-Glad	Apple	Pineapple
Fresh Start	Orange	Mix-Your-Own
Summer Vacation		

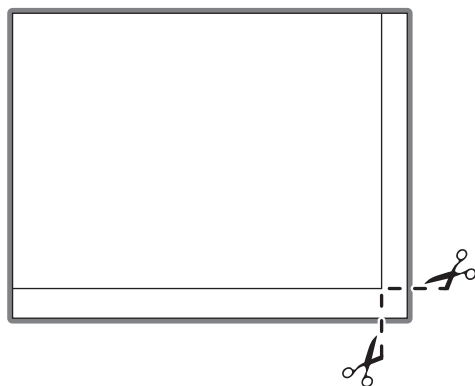
WELLNESS SHOTS		
Immunity	Brain Food	Apple Cider Vinegar
Energy	Ginger	Goji Berry
Weight Loss	Detox	Matcha





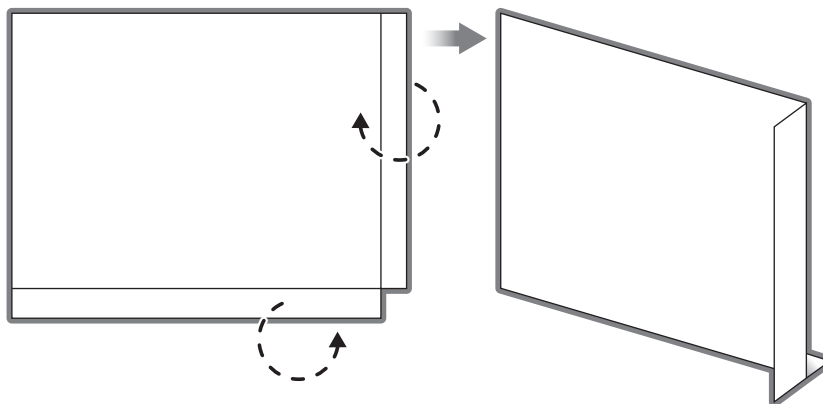


1



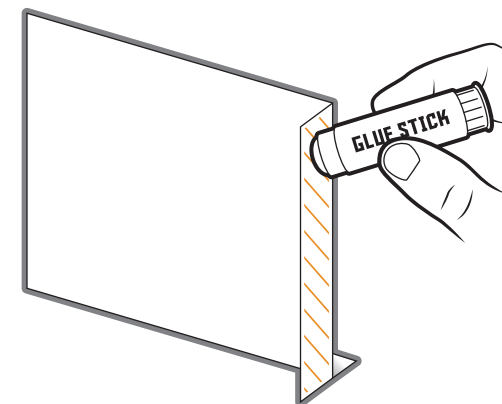
Cut along the dashed lines in the bottom corner of each wall.

2



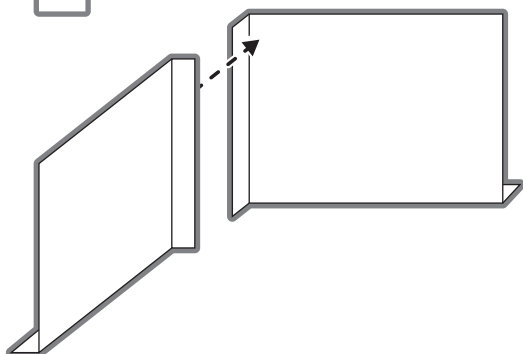
Using the solid lines as guides, fold the longer bottom edge of each wall back and the shorter vertical edge forward.

3



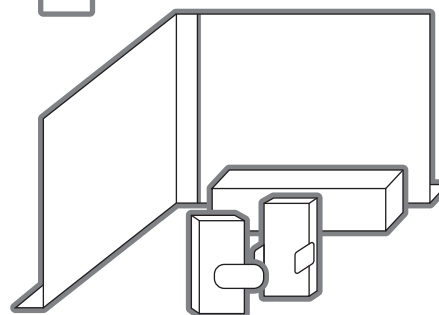
Using a glue stick, glue the vertical edge of one wall on the blank side.

4



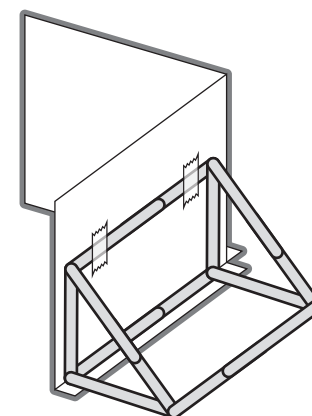
Attach glued wall edge to the inside edge of the opposite wall.

5



Place assembled accessories and Box Sumo characters into the environment, and you're ready to go!

6



If you want to add extra stability to your walls, you can build supporting frames out of popsicle sticks and attach them to the backside of each wall.